

Sant Gadge Maharaj Arts, Commerce & Science College, Walgaon

Analysis of students Feedback (2018-19)

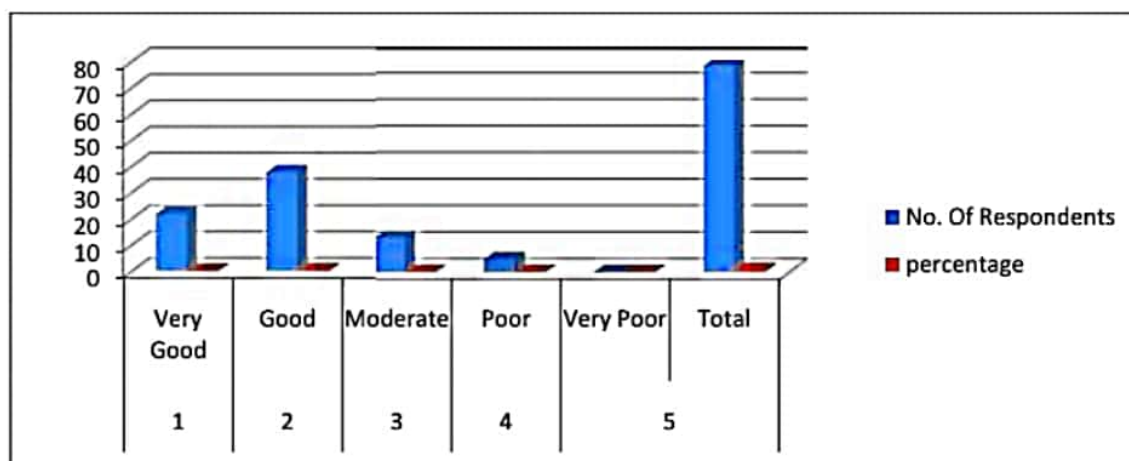
ON

Syllabus and it's Transaction at the Institution

The feedback of students collected with the help of predesigned questionnaire on syllabus and it's transaction at the institution. The questionnaire distributed among randomly selected 20% students. After continues follow up 78 students return fully filled questionnaire. For the analysis purpose responses given by students presented in the form of tables.

Table No. 1: Learning Values in Terms of Skills concept, Knowledge, Analytical Abilities

	Opinion	No. Of Respondents	percentage
1	Very Good	22	28.28%
2	Good	38	48.72%
3	Moderate	13	16.66%
4	Poor	05	6.41%
5	Very Poor	00	00%
	Total	78	100%



Opinions of respondents about Learning values in terms of skills, concept, knowledge, analytical abilities etc. presented in above table. Form the data presented in above table it is observed that out of 78 respondents majority of i.e. 48.72 respondents gave good rating to syllabus of course they studying contain the learning value in terms of skills, concepts, knowledge and analytical ability whereas 28.28 respondents gave very good rating to above said learning values.

Hence study revealed that syllabus of course contains the learning values such as skills, concept, knowledge and analytical ability.




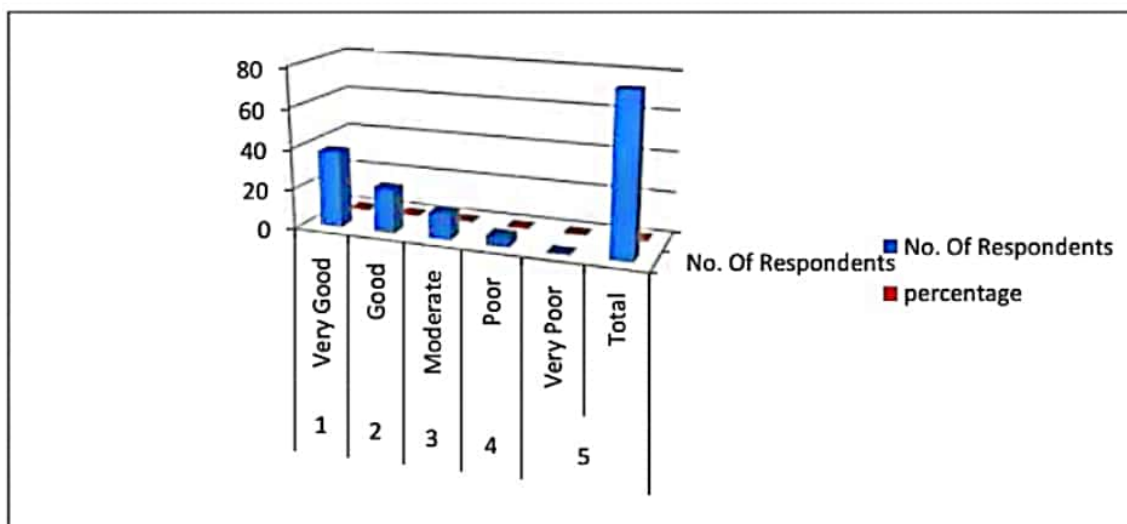

PRINCIPAL
Sant Gadge Maharaj Art's,
Commerce & Science College
WALGAON, Dist. Amravati.

Table No. 2: Applicability / Relevance to red life situation.

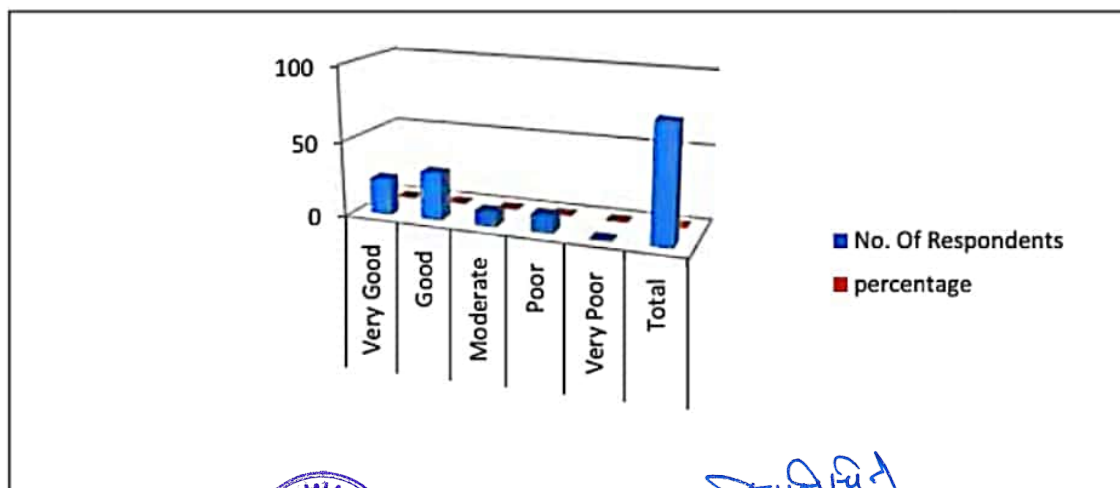
Sr. No	Opinion	No. Of Respondents	percentage
1	Very Good	38	48.72%
2	Good	22	28.28%
3	Moderate	13	16.67%
4	Poor	5	6.42%
5	Very Poor	00	00.00%
	Total	78	100%



Maximum i.e. 38(48.72) and 22 (28.28) respondents gave good and very good rating respectively to topic contain in syllabus is relevant to real life situation.

Table No. 3: Aims and objectives of the syllabus are well definedand clear.

Sr. No	Opinion	No. Of Respondents	percentage
1	Very Good	24	30.76%
2	Good	32	41.02%
3	Moderate	10	12.82%
4	Poor	12	15.38%
5	Very Poor	00	00.00%
	Total	78	100 %

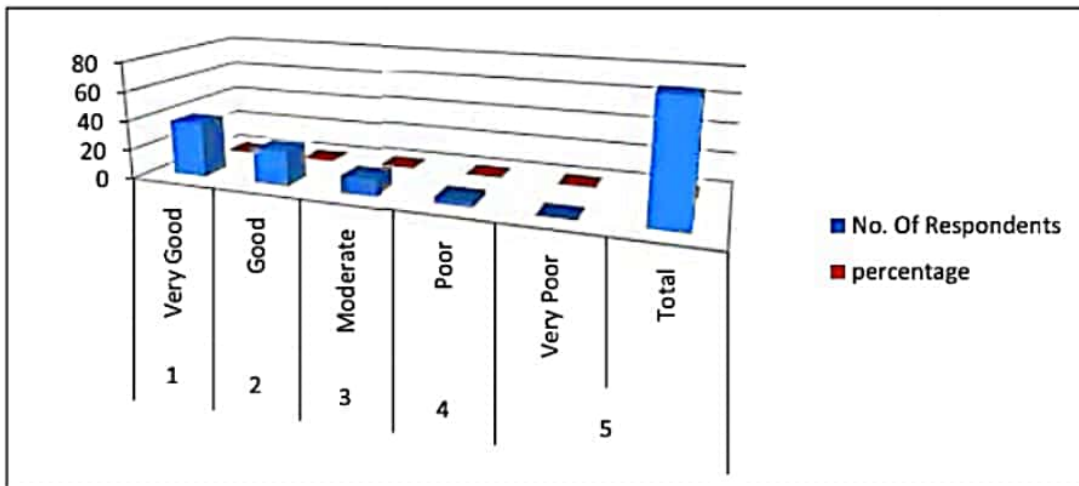


[Signature]
PRINCIPAL
 Sant Gadge Maharaj Art's,
 Commerce & Science College
 WALGAON, Dist. Amravati.

From the analysis it is found that maximum i.e. 32 (41.02) respondents gave good rating to statement "Aims and objectives of the syllabus are well defined and clear".

Table No. 4: Extent of coverage of course

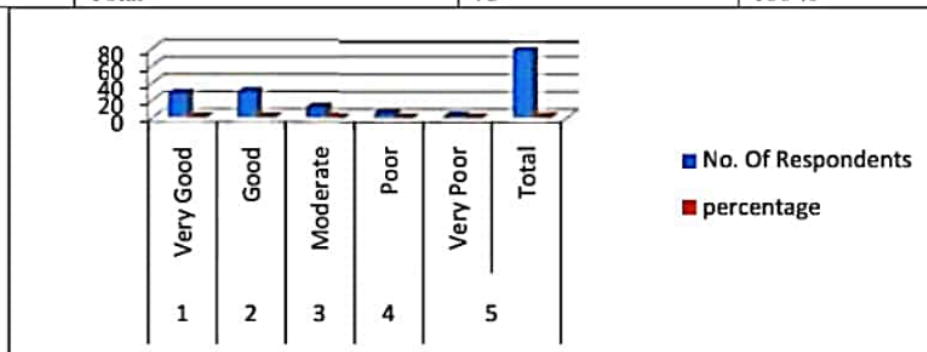
Sr. No	Opinion	No. Of Respondents	percentage
1	Very Good	38	48.71%
2	Good	24	30.76%
3	Moderate	12	15.38%
4	Poor	4	5.12%
5	Very Poor	00	00 %
	Total	78	100 %



The study revealed that maximum i.e. 38(48.71) and 24 (30.76) Respondents recorded very good and good rating respectively to coverage of course.

Table No. 5: The syllabus generates interest in the subject area.

Sr. No	Opinion	No. Of Respondents	percentage
1	Very Good	28	35.90%
2	Good	30	38.46%
3	Moderate	12	15.38%
4	Poor	06	7.69%
5	Very Poor	02	2.56%
	Total	78	100 %

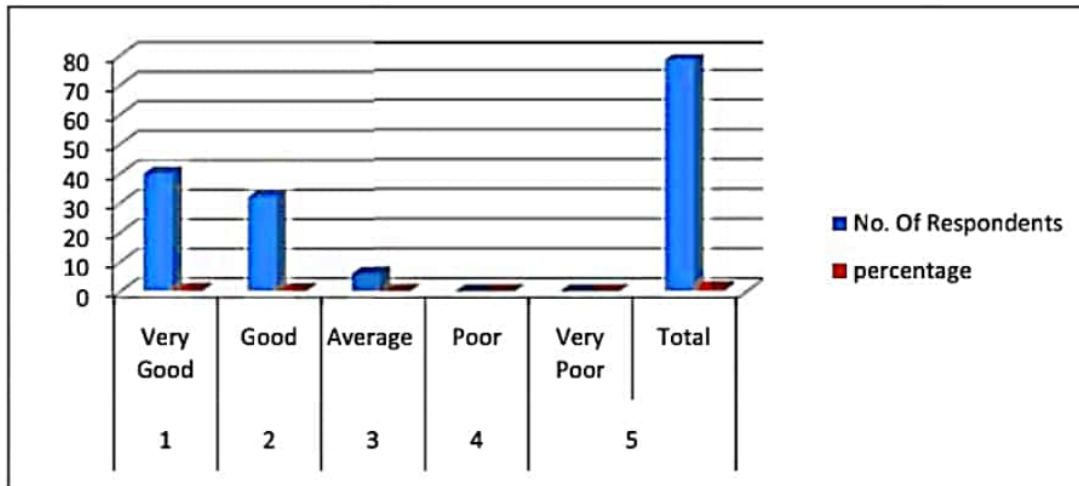


[Signature]
PRINCIPAL
 Sant Gadge Maharaj Art's,
 Commerce & Science College
 WALGAON, Dist. Amravati.

From the data presented in above table it is observed that maximum i.e. 28(35.90) and 30 (38.46%)respondents gave very good and good rating to respectively to the statement “The syllabus generates interest in the subject area”.

Table No. 6: Overall rating to syllabus/ curriculum

Sr. No	Opinion	No. Of Respondents	percentage
1	Very Good	40	51.28%
2	Good	32	41.02%
3	Moderate	6	7.69%
4	Poor	00	00%
5	Very Poor	00	00%
	Total	78	100%




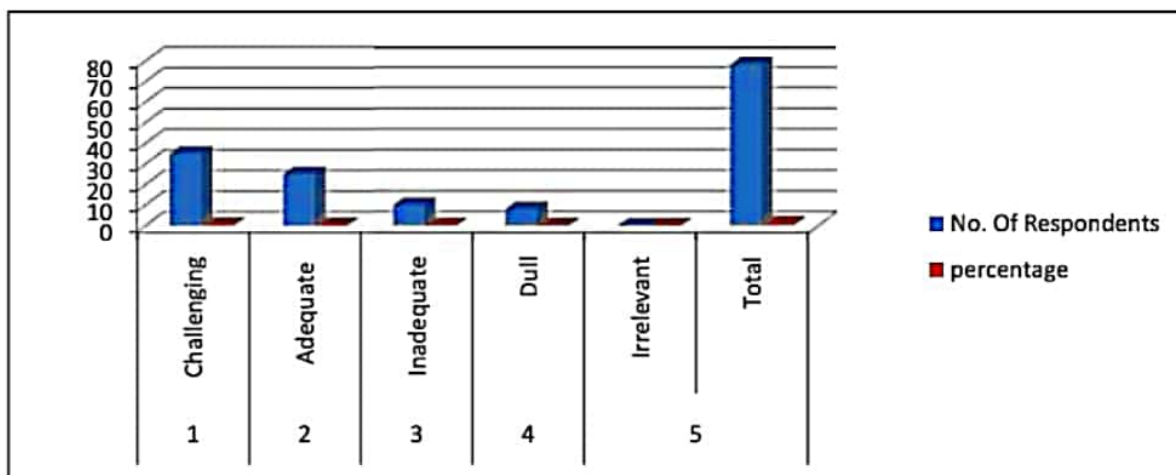
From the analysis it is found that maximum i.e. 40 (51.38%) respondents gave very good rating to syllabus/curriculum whereas very meager number of respondents 32 (41.02) gave good rating syllabus / curriculum.

Table No. 7: Opinion on syllabus of course was

Sr. No	Opinion	No. Of Respondents	percentage
1	Challenging	35	44.87%
2	Adequate	25	32.05%
3	Inadequate	10	12.82%
4	Dull	8	10.25%
5	Irrelevant	00	00%
	Total	78	100%



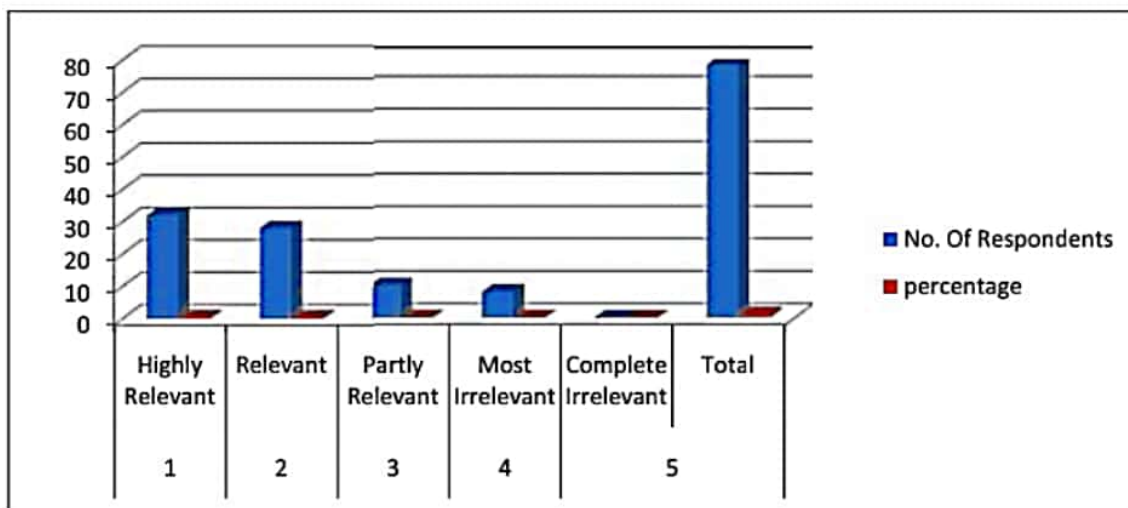

PRINCIPAL
 Sant Gadge Maharaj Art's,
 Commerce & Science College
 WALGAON, Dist. Amravati.



The study revealed that 35 (44.87%) respondents opined that's syllabus of course is challenging whereas 25 (32.05) respondents state that syllabus is adequate. Further from the study very few student respondents 8 (10.25%) gave negative remark on syllabus of course.

Table No. 8: Content is benefiting for future.

Sr. No	Opinion	No. Of Respondents	percentage
1	Highly Relevant	32	42.02%
2	Relevant	28	35.90%
3	Partly Relevant	10	12.82%
4	Most Irrelevant	8	10.25%
5	Complete Irrelevant	00	00%
	Total	78	100%



From the analysis of responses it is revealed that maximum. 32 (42.02%) respondents opined that course content is highly relevant for future



(Signature)
PRINCIPAL
 Sant Gadge Maharaj Art's,
 Commerce & Science College
 WALGAON, Dist. Amravati.

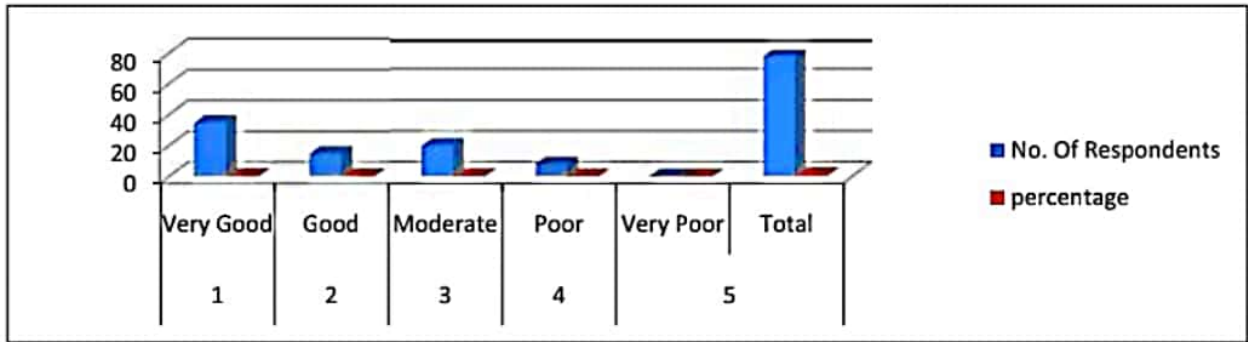
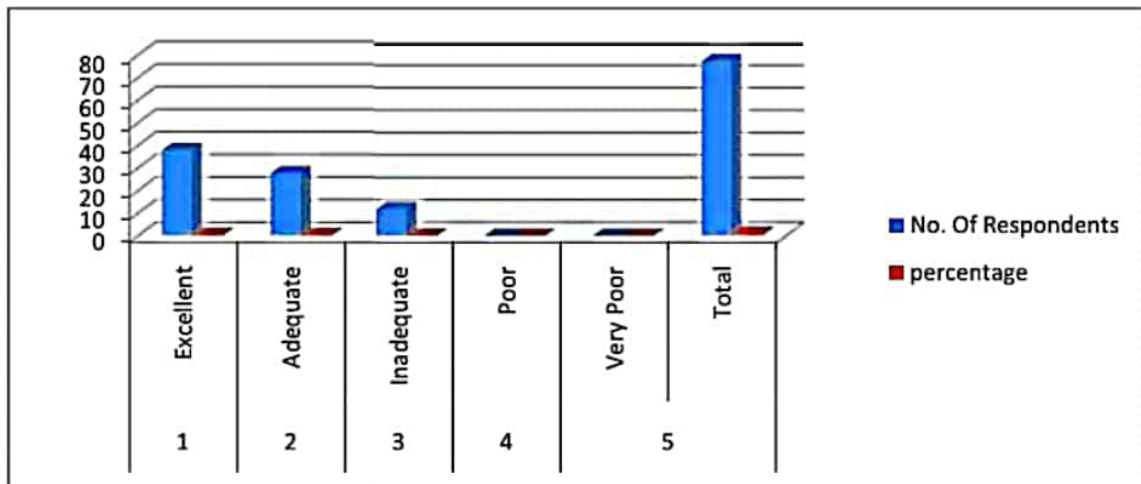


Table No. 9: Opinion about the library holdings for the course.

Sr. No	Opinion	No. Of Respondents	percentage
1	Excellent	38	48.71%
2	Adequate	28	35.90%
3	Inadequate	12	15.38%
4	Poor	00	00%
5	Very Poor	00	00%
	Total	78	100%



The study revealed maximum i.e. 38 (48.71) and 28 (35.90%)respondents opined that library holding /collection is excellent & and adequate respectively.

Table No. 10: Are you able to get the prescribed readings material/book

Sr. No	Opinion	No. Of Respondents	percentage
1	Very Good	35	44.87%
2	Good	15	19.23%
3	Moderate	20	25.64%
4	Poor	8	10.25%
5	Very Poor	00	00%
	Total	78	100%

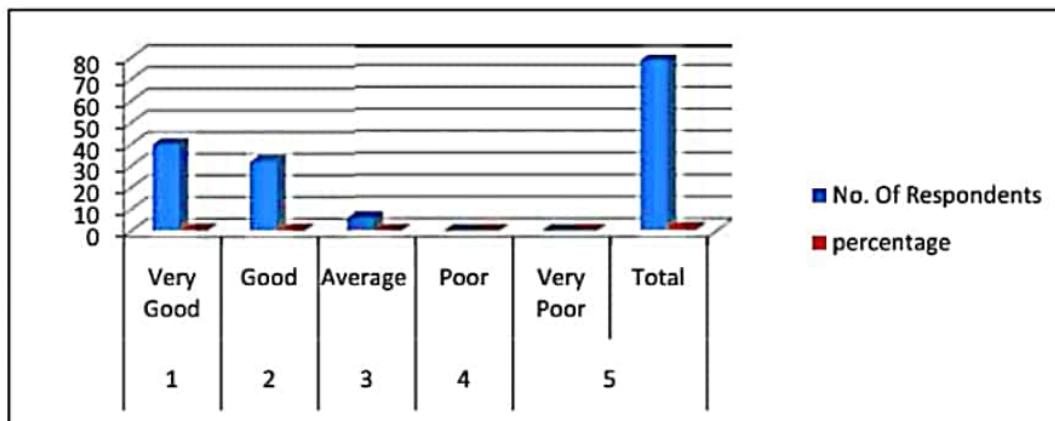
From the analysis of responses it is revealed that maximum i.e. 35 (44.87%) respondents gave Very good rating to statement "Are you able to get the prescribed reading material

Table No. 11: The internal evaluation system.



[Signature]
PRINCIPAL
 Sant Gadge Maharaj Art's,
 Commerce & Science College
 WALGAON, Dist. Amravati.

Sr. No	Opinion	No. Of Respondents	percentage
1	Very Good	40	51.28%
2	Good	32	41.02%
3	Average	6	7.69%
4	Poor	00	00%
5	Very Poor	00	00%
	Total	78	100%



The study revealed that maximum i.e. 40 (51.28) respondents gave good rating to Internal evaluation system whereas 32 (41.02%) respondent gave good rating to internal evaluation system.

Conclusion

From the feedback of students it is revealed that

- Syllabus of course prescribed by university contains the values such as skills, understanding of concepts, analytical ability and knowledge about subject.
- syllabus is relevant to real life situation.
- Aims and objectives of the syllabus are well defined and clear
- Coverage of course in syllabus is good.
- Syllabus of course generates interest among students.
- Syllabus of subjects they learns is adequate and sufficient.
- Course contain is highly relevant for future.
- Library collection is adequate and there is a scope to increase number of copies of books prescribed in syllabus.
- Overall majority of i.e. 40.00 % respondents state that internal evaluation system is good.

Action Taken

Looking at the above analysis , comments and suggestions, it was decided to run skill oriented add on courses further new programme like Fashion Designing and Tally. Teachers were instructed to use more ICT tools in teaching learning Process. The College Built separate ladies common room and toilet



(Signature)
PRINCIPAL
 Sant Gadge Maharaj Art's,
 Commerce & Science College
 WALGAON, Dist. Amravati.